

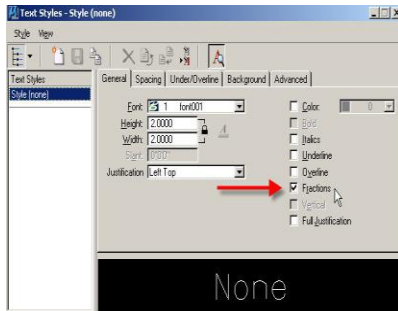
16_49 Word Processor Fractions

Question:

How are fractions being created and placed in Microstation?

Answer:


Fraction formatting is being control under one of the text style checkboxes (Element, Text Styles, General tab, Fractions).



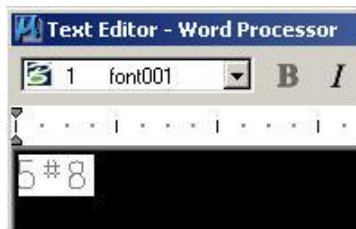
When Off, fractions are not formatted.



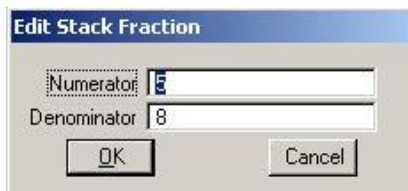
When On, fractions are formatted.



Note you can use the "/" or "#" character to denote a fraction in the word processor. By default, the word processor will change the "/" character to the "#" symbol automatically. Fractions should be followed by a space to be formatted.



New for V8i, and probably in XM, is the Edit Stack Fraction dialog box which pops up when you double click on the fraction text in the word processor.



Note Text Style settings are mostly saved with the DGN file, and not in the UPF.